

FORM NO. MGT-7

[Pursuant to sub-Section(1) of section 92 of the Companies Act, 2013 and sub-rule (1) of rule 11of the Companies (Management and Administration) Rules, 2014]



Annual Return (other than OPCs and Small Companies)

Form language English Hindi

Refer the instruction kit for filing the form.

I. REGISTRATION AND OTHER DETAILS

(i) * Corporate Identification Number (CIN) of the company

L45200TN2002PLC049601

Pre-fill

Global Location Number (GLN) of the company

* Permanent Account Number (PAN) of the company

AACCR2495P

(ii) (a) Name of the company

REFEX INDUSTRIES LIMITED

(b) Registered office address

11th Floor, Bascon Futura IT Park,New No. 10/2,
Old No. 56L, Venkat Narayana Road, T Nagar
Chennai
Chennai
Tamil Nadu
600017



(c) *e-mail ID of the company

cscompliance@refex.co.in

(d) *Telephone number with STD code

04443405950

(e) Website

www.refex.co.in

(iii) Date of Incorporation

13/09/2002

(iv)	Type of the Company	Category of the Company	Sub-category of the Company
	Public Company	Company limited by shares	Indian Non-Government company

(v) Whether company is having share capital

Yes No

(vi) *Whether shares listed on recognized Stock Exchange(s)

Yes No

(a) Details of stock exchanges where shares are listed

S. No.	Stock Exchange Name	Code
1	BSE Limited & The National Stock Exchange Limited	1,025

(b) CIN of the Registrar and Transfer Agent

U67120TN1998PLC041613

Pre-fill

Name of the Registrar and Transfer Agent

CAMEO CORPORATE SERVICES LIMITED

Registered office address of the Registrar and Transfer Agents

"SUBRAMANIAN BUILDING"
No.1 CLUB HOUSE ROAD

(vii) *Financial year From date 01/04/2020 (DD/MM/YYYY) To date 31/03/2021 (DD/MM/YYYY)

(viii) *Whether Annual general meeting (AGM) held Yes No

(a) If yes, date of AGM

(b) Due date of AGM

30/09/2021

(c) Whether any extension for AGM granted

Yes No

(f) Specify the reasons for not holding the same

Will be held on or Before 30/09/2021

II. PRINCIPAL BUSINESS ACTIVITIES OF THE COMPANY

*Number of business activities 3

S.No	Main Activity group code	Description of Main Activity group	Business Activity Code	Description of Business Activity	% of turnover of the company
1	D	Electricity, gas, steam and air condition supply	D3	Steam and air conditioning supply	2.72
2	G	Trade	G1	Wholesale Trading	81.52
3	D	Electricity, gas, steam and air condition supply	D1	Electric power generation, transmission and distribution	15.76

**III. PARTICULARS OF HOLDING, SUBSIDIARY AND ASSOCIATE COMPANIES
(INCLUDING JOINT VENTURES)**

*No. of Companies for which information is to be given

Pre-fill All

S.No	Name of the company	CIN / FCRN	Holding/ Subsidiary/Associate/ Joint Venture	% of shares held
1	VITUZA SOLAR ENERGY LIMITE	U40300TN2014PLC098629	Subsidiary	100

IV. SHARE CAPITAL, DEBENTURES AND OTHER SECURITIES OF THE COMPANY

(i) *SHARE CAPITAL

(a) Equity share capital

Particulars	Authorised capital	Issued capital	Subscribed capital	Paid up capital
Total number of equity shares	35,000,000	21,002,024	21,002,024	21,002,024
Total amount of equity shares (in Rupees)	350,000,000	210,020,240	210,020,240	210,020,240

Number of classes

Class of Shares	Authorised capital	Issued capital	Subscribed capital	Paid up capital
Equity Shares				
Number of equity shares	35,000,000	21,002,024	21,002,024	21,002,024
Nominal value per share (in rupees)	10	10	10	10
Total amount of equity shares (in rupees)	350,000,000	210,020,240	210,020,240	210,020,240

(b) Preference share capital

Particulars	Authorised capital	Issued capital	Subscribed capital	Paid-up capital
Total number of preference shares	500,000	0	0	0
Total amount of preference shares (in rupees)	50,000,000	0	0	0

Number of classes

Class of shares	Authorised capital	Issued capital	Subscribed capital	Paid up capital
Preference Shares				
Number of preference shares	500,000	0	0	0
Nominal value per share (in rupees)	100	100	100	100
Total amount of preference shares (in rupees)	50,000,000	0	0	0

(c) Unclassified share capital

Particulars	Authorised Capital
Total amount of unclassified shares	0

(d) Break-up of paid-up share capital

Class of shares	Number of shares			Total nominal amount	Total Paid-up amount	Total premium
	Physical	DEMAT	Total			
Equity shares						
At the beginning of the year	1,267	15,473,909	15475176	154,751,760	154,751,760	
Increase during the year	0	5,526,848	5526848	55,268,480	55,268,480	0
i. Public Issues	0	0	0	0	0	0
ii. Rights issue	0	5,526,848	5526848	55,268,480	55,268,480	0
iii. Bonus issue	0	0	0	0	0	0
iv. Private Placement/ Preferential allotment	0	0	0	0	0	0
v. ESOPs	0	0	0	0	0	0
vi. Sweat equity shares allotted	0	0	0	0	0	0
vii. Conversion of Preference share	0	0	0	0	0	0
viii. Conversion of Debentures	0	0	0	0	0	0
ix. GDRs/ADRs	0	0	0	0	0	0
x. Others, specify				0	0	
0						
Decrease during the year	0	0	0	0	0	0
i. Buy-back of shares	0	0	0	0	0	0
ii. Shares forfeited	0	0	0	0	0	0
iii. Reduction of share capital	0	0	0	0	0	0
iv. Others, specify				0	0	
0						
At the end of the year	1,267	21,000,757	21002024	210,020,240	210,020,240	
Preference shares						

At the beginning of the year	0	0	0	0	0	
Increase during the year	0	0	0	0	0	0
i. Issues of shares	0	0	0	0	0	0
ii. Re-issue of forfeited shares	0	0	0	0	0	0
iii. Others, specify				0	0	
0						
Decrease during the year	0	0	0	0	0	0
i. Redemption of shares	0	0	0	0	0	0
ii. Shares forfeited	0	0	0	0	0	0
iii. Reduction of share capital	0	0	0	0	0	0
iv. Others, specify				0	0	
0						
At the end of the year	0	0	0	0	0	

ISIN of the equity shares of the company

INE056I01017

(ii) Details of stock split/consolidation during the year (for each class of shares)

0

Class of shares		(i)	(ii)	(iii)
Before split / Consolidation	Number of shares			
	Face value per share			
After split / Consolidation	Number of shares			
	Face value per share			

(iii) Details of shares/Debentures Transfers since closure date of last financial year (or in the case of the first return at any time since the incorporation of the company) *

Nil

[Details being provided in a CD/Digital Media]

Yes No Not Applicable

Separate sheet attached for details of transfers

Yes No

Note: In case list of transfer exceeds 10, option for submission as a separate sheet attachment or submission in a CD/Digital Media may be shown.

Date of the previous annual general meeting			
Date of registration of transfer (Date Month Year)			
Type of transfer		1 - Equity, 2- Preference Shares,3 - Debentures, 4 - Stock	
Number of Shares/ Debentures/ Units Transferred		Amount per Share/ Debenture/Unit (in Rs.)	
Ledger Folio of Transferor			
Transferor's Name			
	Surname	middle name	first name
Ledger Folio of Transferee			
Transferee's Name			
	Surname	middle name	first name
Date of registration of transfer (Date Month Year)			
Type of transfer		1 - Equity, 2- Preference Shares,3 - Debentures, 4 - Stock	
Number of Shares/ Debentures/ Units Transferred		Amount per Share/ Debenture/Unit (in Rs.)	

Ledger Folio of Transferor			
Transferor's Name			
	Surname	middle name	first name
Ledger Folio of Transferee			
Transferee's Name			
	Surname	middle name	first name

(iv) *Debentures (Outstanding as at the end of financial year)

Particulars	Number of units	Nominal value per unit	Total value
Non-convertible debentures	0	0	0
Partly convertible debentures	0	0	0
Fully convertible debentures	0	0	0
Total			0

Details of debentures

Class of debentures	Outstanding as at the beginning of the year	Increase during the year	Decrease during the year	Outstanding as at the end of the year
Non-convertible debentures	0	0	0	0
Partly convertible debentures	0	0	0	0
Fully convertible debentures	0	0	0	0

(v) Securities (other than shares and debentures)

0

Type of Securities	Number of Securities	Nominal Value of each Unit	Total Nominal Value	Paid up Value of each Unit	Total Paid up Value
Total					

V. *Turnover and net worth of the company (as defined in the Companies Act, 2013)

(i) Turnover

6,326,588,000

(ii) Net worth of the Company

1,395,701,000

VI. (a) *SHARE HOLDING PATTERN - Promoters

S. No.	Category	Equity		Preference	
		Number of shares	Percentage	Number of shares	Percentage
1.	Individual/Hindu Undivided Family				
	(i) Indian	5,167,094	24.6	0	
	(ii) Non-resident Indian (NRI)	0	0	0	
	(iii) Foreign national (other than NRI)	0	0	0	
2.	Government				
	(i) Central Government	0	0	0	
	(ii) State Government	0	0	0	
	(iii) Government companies	0	0	0	
3.	Insurance companies	0	0	0	
4.	Banks	0	0	0	
5.	Financial institutions	0	0	0	
6.	Foreign institutional investors	0	0	0	
7.	Mutual funds	0	0	0	
8.	Venture capital	0	0	0	
9.	Body corporate (not mentioned above)	4,609,003	21.95	0	
10.	Others Directors and their Relative	666,427	3.17	0	
	Total	10,442,524	49.72	0	0

Total number of shareholders (promoters)

5

(b) *SHARE HOLDING PATTERN - Public/Other than promoters

S. No.	Category	Equity		Preference	
		Number of shares	Percentage	Number of shares	Percentage

1.	Individual/Hindu Undivided Family				
	(i) Indian	9,021,586	42.96	0	
	(ii) Non-resident Indian (NRI)	383,987	1.83	0	
	(iii) Foreign national (other than NRI)	1,200	0.01	0	
2.	Government				
	(i) Central Government	0	0	0	
	(ii) State Government	0	0	0	
	(iii) Government companies	0	0	0	
3.	Insurance companies	0	0	0	
4.	Banks	0	0	0	
5.	Financial institutions	0	0	0	
6.	Foreign institutional investors	0	0	0	
7.	Mutual funds	0	0	0	
8.	Venture capital	0	0	0	
9.	Body corporate (not mentioned above)	730,028	3.48	0	
10.	Others Clearing members	422,699	2.01	0	
	Total	10,559,500	50.29	0	0

Total number of shareholders (other than promoters)

21,150

**Total number of shareholders (Promoters+Public/
Other than promoters)**

21,155

**VII. *NUMBER OF PROMOTERS, MEMBERS, DEBENTURE HOLDERS
(Details, Promoters, Members (other than promoters), Debenture holders)**

Details	At the beginning of the year	At the end of the year
Promoters	5	5
Members (other than promoters)	11,303	21,150
Debenture holders	0	0




VIII. DETAILS OF DIRECTORS AND KEY MANAGERIAL PERSONNEL

(A) *Composition of Board of Directors

Category	Number of directors at the beginning of the year		Number of directors at the end of the year		Percentage of shares held by directors as at the end of year	
	Executive	Non-executive	Executive	Non-executive	Executive	Non-executive
A. Promoter	1	0	1	0	22.97	0
B. Non-Promoter	0	3	0	5	0	0
(i) Non-Independent	0	1	0	2	0	0
(ii) Independent	0	2	0	3	0	0
C. Nominee Directors representing	0	0	0	0	0	0
(i) Banks & FIs	0	0	0	0	0	0
(ii) Investing institutions	0	0	0	0	0	0
(iii) Government	0	0	0	0	0	0
(iv) Small share holders	0	0	0	0	0	0
(v) Others	0	0	0	0	0	0
Total	1	3	1	5	22.97	0

Number of Directors and Key managerial personnel (who is not director) as on the financial year end date

(B) (i) *Details of directors and Key managerial personnel as on the closure of financial year

Name	DIN/PAN	Designation	Number of equity share(s) held	Date of cessation (after closure of financial year : If any)
ANIL JAIN	00181960	Managing Director	4,824,815	
DINESH KUMAR AGAF 	07544757	Director	0	
JAMUNA	08009308	Director	0	
PILLAPPAN AMALANA 	08730795	Director	0	
SHAILESH RAJAGOPA 	01855598	Additional director	0	
RAMESH DUGAR	01686047	Additional director	0	
S GOPALAKRISHNAN	AFWPG9619Q	Company Secretar	229	

Name	DIN/PAN	Designation	Number of equity share(s) held	Date of cessation (after closure of financial year : If any)
UTHAYAKUMAR LALIT	ACQPL1682F	CFO	0	

(ii) Particulars of change in director(s) and Key managerial personnel during the year

2

Name	DIN/PAN	Designation at the beginning / during the financial year	Date of appointment/ change in designation/ cessation	Nature of change (Appointment/ Change in designation/ Cessation)
SHAILESH RAJAGOPA	01855598	Additional director	29/12/2020	APPOINTMENT
RAMESH DUGAR	01686047	Additional director	29/12/2020	APPOINTMENT

IX. MEETINGS OF MEMBERS/CLASS OF MEMBERS/BOARD/COMMITTEES OF THE BOARD OF DIRECTORS

A. MEMBERS/CLASS /REQUISITIONED/NCLT/COURT CONVENED MEETINGS

Number of meetings held

1

Type of meeting	Date of meeting	Total Number of Members entitled to attend meeting	Attendance	
			Number of members attended	% of total shareholding
ANNUAL GENERAL MEET	29/12/2020	21,614	41	52

B. BOARD MEETINGS

*Number of meetings held

8

S. No.	Date of meeting	Total Number of directors associated as on the date of meeting	Attendance	
			Number of directors attended	% of attendance
1	10/06/2020	4	4	100
2	30/06/2020	4	4	100
3	19/08/2020	4	4	100
4	14/09/2020	4	4	100
5	28/09/2020	4	4	100
6	12/11/2020	4	4	100
7	29/12/2020	4	4	100
8	12/02/2021	6	6	100

C. COMMITTEE MEETINGS

Number of meetings held

8

S. No.	Type of meeting	Date of meeting	Total Number of Members as on the date of the meeting	Attendance	
				Number of members attended	% of attendance
1	AUDIT COMM	30/06/2020	3	3	100
2	AUDIT COMM	14/09/2020	3	3	100
3	AUDIT COMM	12/11/2020	3	3	100
4	AUDIT COMM	12/02/2021	3	3	100
5	NOMINATION	10/06/2020	3	3	100
6	NOMINATION	18/12/2020	3	3	100
7	STAKEHOLDER	12/02/2021	3	3	100
8	CORPORATE	12/02/2021	3	3	100

D. *ATTENDANCE OF DIRECTORS

S. No.	Name of the director	Board Meetings			Committee Meetings			Whether attended AGM held on
		Number of Meetings which director was entitled to attend	Number of Meetings attended	% of attendance	Number of Meetings which director was entitled to attend	Number of Meetings attended	% of attendance	
1	ANIL JAIN	8	8	100	2	2	100	Y
2	DINESH KUM	8	8	100	7	7	100	Y
3	JAMUNA	8	8	100	7	7	100	Y
4	PILLAPPAN A	8	8	100	8	8	100	Y
5	SHAILESH RA	1	1	100	0	0	0	NA
6	RAMESH DUC	1	1	100	0	0	0	NA

X. *REMUNERATION OF DIRECTORS AND KEY MANAGERIAL PERSONNEL

Nil

Number of Managing Director, Whole-time Directors and/or Manager whose remuneration details to be entered

1

S. No.	Name	Designation	Gross Salary	Commission	Stock Option/ Sweat equity	Others	Total Amount
1	ANIL JAIN	MANAGING DIR +	8,400,000	0	0	0	8,400,000
	Total		8,400,000	0	0	0	8,400,000

Number of CEO, CFO and Company secretary whose remuneration details to be entered

2

S. No.	Name	Designation	Gross Salary	Commission	Stock Option/ Sweat equity	Others	Total Amount
1	S GOPALAKRISHN +	COMPANY SEC +	396,000	0	0	0	396,000
2	UTHAYAKUMAR L/ +	CHIEF FINANC +	1,628,000	0	0	0	1,628,000
	Total		2,024,000	0	0	0	2,024,000

Number of other directors whose remuneration details to be entered

4

S. No.	Name	Designation	Gross Salary	Commission	Stock Option/ Sweat equity	Others	Total Amount
1	PILLAPPAN AMAL/ +	DIRECTOR	0	0	0	70,000	70,000
2	JAMUNA	DIRECTOR	0	0	0	70,000	70,000
3	SHAILESH RAJAG/ +	DIRECTOR	0	0	0	10,000	10,000
4	RAMESH DUGAR	DIRECTOR	0	0	0	10,000	10,000
	Total		0	0	0	160,000	160,000

XI. MATTERS RELATED TO CERTIFICATION OF COMPLIANCES AND DISCLOSURES

* A. Whether the company has made compliances and disclosures in respect of applicable provisions of the Companies Act, 2013 during the year Yes No

B. If No, give reasons/observations

XII. PENALTY AND PUNISHMENT - DETAILS THEREOF

(A) DETAILS OF PENALTIES / PUNISHMENT IMPOSED ON COMPANY/DIRECTORS /OFFICERS Nil

Name of the company/ directors/ officers	Name of the court/ concerned Authority	Date of Order	Name of the Act and section under which penalised / punished	Details of penalty/ punishment	Details of appeal (if any) including present status

(B) DETAILS OF COMPOUNDING OF OFFENCES Nil

Name of the company/ directors/ officers	Name of the court/ concerned Authority	Date of Order	Name of the Act and section under which offence committed	Particulars of offence	Amount of compounding (in Rupees)

XIII. Whether complete list of shareholders, debenture holders has been enclosed as an attachment

Yes No

(In case of 'No', submit the details separately through the method specified in instruction kit)

XIV. COMPLIANCE OF SUB-SECTION (2) OF SECTION 92, IN CASE OF LISTED COMPANIES

In case of a listed company or a company having paid up share capital of Ten Crore rupees or more or turnover of Fifty Crore rupees or more, details of company secretary in whole time practice certifying the annual return in Form MGT-8.

Name

R MUTHUKRISHNAN

Whether associate or fellow

Associate Fellow

Certificate of practice number

3033

I/We certify that:

- (a) The return states the facts, as they stood on the date of the closure of the financial year aforesaid correctly and adequately.
(b) Unless otherwise expressly stated to the contrary elsewhere in this Return, the Company has complied with all the provisions of the Act during the financial year.

Declaration

I am Authorised by the Board of Directors of the company vide resolution no. ... 08 dated 30/06/2021

(DD/MM/YYYY) to sign this form and declare that all the requirements of the Companies Act, 2013 and the rules made thereunder in respect of the subject matter of this form and matters incidental thereto have been complied with. I further declare that:

- Whatever is stated in this form and in the attachments thereto is true, correct and complete and no information material to the subject matter of this form has been suppressed or concealed and is as per the original records maintained by the company.
- All the required attachments have been completely and legibly attached to this form.

Note: Attention is also drawn to the provisions of Section 447, section 448 and 449 of the Companies Act, 2013 which provide for punishment for fraud, punishment for false statement and punishment for false evidence respectively.

To be digitally signed by

Director

DIN of the director

00181960

To be digitally signed by

Company Secretary

Company secretary in practice

Membership number

Certificate of practice number

Attachments

List of attachments

1. List of share holders, debenture holders
2. Approval letter for extension of AGM;
3. Copy of MGT-8;
4. Optional Attachment(s), if any

Attach
Attach
Attach
Attach

Remove attachment

Modify

Check Form

Prescrutiny

Submit

This eForm has been taken on file maintained by the Registrar of Companies through electronic mode and on the basis of statement of correctness given by the company