

Annexure - I

Annexure - I

Holding of specified securities ( Statement Showing Shareholding Pattern )

1. Name of Listed Entity : REFEX INDUSTRIES LIMITED
2. Scrip Code / Name of Scrip / Class of Security 532884 / REFEX / EQUITY
3. Share Holding Pattern Filed under: Reg. 31(1)(a) / Reg. 31(1)(b) / Reg.31(1)(c)
  - a. If under 31(1)(b) then indicate the report for Quarter ending 30-Jun-2016
  - b. If under 31(1)(c) then indicate date of allotment/extinguishment 30-Jun-2016


Declaration: The Listed entity is required to submit the following declaration to the

4. extent of submission of information:-

Particulars	Yes*	No*
1 Whether the Listed Entity has issued any partly paid up shares?		NO
2 Whether the Listed Entity has issued any Convertible Securities		NO
3 Whether the Listed Entity has any shares against which depository		NO
4 Whether the Listed Entity has any shares in locked-in?		NO
5 Whether any shares held by promoters are pledge or otherwise	YES	

5. The tabular format for disclosure of holding of specified securities is as follows:-

For REFEX INDUSTRIES LTD



Secretary

Table I

Table I - Summary Statement holding of specified sec

Category (I)	Category of Shareholder (II)	Nos. of Shareholders (III)	No. of fully paid up equity shares held (IV)	No. of Partly paid-up equity shares held (V)	No. of shares underlying Depository Receipts (VI)
A.	PROMOTER & PROMOTER GROUP	7	5030298	0	0
B.	PUBLIC	6930	10444878	0	0
C.	NON PROMOTER-NON PUBLIC	0	0	0	0
C1.	SHARES UNDERLYING DRS	0	0	0	0
C2.	SHARES HELD BY EMPLOYEE TRUSTS	0	0	0	0
	Total	6937	15475176	0	0

For REFEX INDUSTRIES LTD




  
Secretary

Table I

curities

Total nos. shares held (VII) = (IV)+(V)+ (VI)	Shareholding as a % of total no. of shares (calculated as per SCRR, 1957) (VIII) As a % of (A+B+C2)	Number of Voting Rights held in each class of securities (IX)			Total as a % of (A+B+C)	No. of Shares Underlying Outstanding convertible securities (including Warrants) (X)
		No of Voting Rights				
		Class eg: X	Class eg: Y	Total		
5030298	32.51	0	0	0	0	0
10444878	67.49	0	0	0	0	0
0	0	0	0	0	0	0
0	0	0	0	0	0	0
0	0	0	0	0	0	0
15475176	100	0	0	0	0	0

For REFEX INDUSTRIES LTD



Secretary

Table I

Shareholding , as a % assuming full conversion of convertible securities ( as a percentage of diluted share capital) (XI)= (VII)+(X)	Number of Locked in shares (XII)		Number of Shares pledged or otherwise encumbered (XIII)		Number of equity shares held in dematerialized form (XIV)
	No.(a)	As a % of total Shares held (b)	No.(a)	As a % of total Shares held (b)	
0	0	0	1350000	26.84	5030298
0	0	0	0	0	10443491
0	0	0	0	0	0
0	0	0	0	0	0
0	0	0	0	0	0
0	0	0	1350000	8.72	15473789

For REFEX INDUSTRIES LTD




Secretary

Table II

Table II - Statement showing shareholding pattern of the Promoter a

	Category & Name of the Shareholders (I)	PAN (II)	Nos. of Shareholder (III)	No. of fully paid up equity shares held (IV)	Partly paid-up equity shares held (V)
1.	<b>INDIAN</b>				
a.	Individuals/Hindu undivided Family		4	2455835	0
	Names :				
	ANIL JAIN T	AADPA8582A		1957796	
	TARACHAND JAIN	AAFPJ8044C		252206	
	SEEMA JAIN	AEZPJ8013K		216000	
	JAGDISH JAIN	AAFPJ8045D		29833	
b.	Central Government/ State Government(s)		0	0	0
c.	Financial Institutions/ Banks		0	0	0
d.	<b>ANY OTHER</b>				
	Bodies Corporate		1	2083411	0
	Names :				
	SHERISHA TECHNOLOGIES (P) LIMITED	AAHCS6471P		2083411	
	Directors and their Relatives		2	491052	0
	Names :				
	UGAMDEVI JAIN	AAHPJ0840J		419052	
	DIMPLE JAIN	AEIPD3757K		72000	
	Sub-Total (A)(1)		7	5030298	0
2.	<b>FOREIGN</b>				
a.	Individuals (Non-Resident Individuals/ Foreign Individuals)		0	0	0
b.	Government		0	0	0
c.	Institutions		0	0	0
d.	Foreign Portfolio Investor		0	0	0
f.	<b>ANY OTHER</b>				
	Sub-Total (A)(2)		0	0	0

For REFEX INDUSTRIES LTD



Secretary

Table II

	Total Shareholding of Promoter and Promoter Group (A)= (A)(1)+(A)(2)		7	5030298	0
--	---	--	---	---------	---

Details of Shares which remain unclaimed may be given hear along with details such as number of sha

For REFEX INDUSTRIES LTD


  
Secretary

Table II

and Promoter Group

No. of shares underlying Depository Receipts (VI)	Total nos. shares held (VII = IV + V + VI)	Shareholding % calculated as per SCRR, 1957 As a % of (A+B+C2) (VIII)	Number of Voting Rights held in each class of securities (IX)			Total as a % of Total Voting rights	No. of Shares Underlying Outstanding convertible securities (including Warrants) (X)
			No of Voting Rights				
			Class X	Class Y	Total		
0	2455835	15.87	0	0	0	0	
	1957796	12.65	0	0	0	0	
	252206	1.63	0	0	0	0	
	216000	1.4	0	0	0	0	
	29833	0.19	0	0	0	0	
0	0	0	0	0	0	0	
0	0	0	0	0	0	0	
0	2083411	13.46	0	0	0	0	
	2083411	13.46	0	0	0	0	
0	491052	3.17	0	0	0	0	
	419052	2.71	0	0	0	0	
	72000	0.47	0	0	0	0	
0	5030298	32.51	0	0	0	0	
0	0	0	0	0	0	0	
0	0	0	0	0	0	0	
0	0	0	0	0	0	0	
0	0	0	0	0	0	0	
0	0	0	0	0	0	0	
0	0	0	0	0	0	0	

For REFEX INDUSTRIES LTD



Secretary

Table II

0	5030298	32.51	0	0	0	0	0
---	---------	-------	---	---	---	---	---

reholders, outstanding shares held in demat/unclaimed suspense account, voting rights which are froze

For REFEX INDUSTRIES LTD



Secretary



Table II

Shareholding , as a % assuming full conversion of convertible securities ( as a percentage of diluted share capital) (XI) = (VII)+(X) as a % of A+B+C2	Number of Locked in shares (XII)		Number of Shares pledged or otherwise encumbered (XIII)		Number of equity shares held in dematerialized form (XIV)
	No.(a)	As a % of total Shares held (b)	No.(a)	As a % of total Shares held (b)	
0	0	0	1350000	26.84	2455835
0	0	0	1350000	26.84	1957796
0	0	0	0	0	252206
0	0	0	0	0	216000
0	0	0	0	0	29833
0	0	0	0	0	0
0	0	0	0	0	0
0	0	0	0	0	2083411
0	0	0	0	0	2083411
0	0	0	0	0	491052
0	0	0	0	0	419052
0	0	0	0	0	72000
0	0	0	1350000	26.84	5030298
0	0	0	0	0	0
0	0	0	0	0	0
0	0	0	0	0	0
0	0	0	0	0	0
0	0	0	0	0	0

For REFEX INDUSTRIES LTD


  
Secretary

Table II

	0	0	0	1350000	8.72	5030298
n etc.						

For REFEX INDUSTRIES LTD




Secretary

Table III

Table III - Statement showing shareholding patte

	Category & Name of the Shareholders (I)	PAN (II)	Nos. of Shareholder (III)	No. of fully paid up equity shares held (IV)
1.	<b>INSTITUTIONS</b>			
a.	Mutual Funds/		0	0
b.	Venture Capital Funds		0	0
c.	Alternate Investment Funds		0	0
d.	Foreign Venture Capital Investors		0	0
e.	Foreign Portfolio Investors		0	0
f.	Financial Institutions/ Banks		0	0
g.	Insurance Companies		0	0
h.	Provident Funds/ Pension Funds		0	0
i.	<b>ANY OTHER</b>			
i.	Market Maker		0	0
	Sub-Total (B)(1)		0	0
2.	Central Government/ State Government(s)/ President of India			
	Sub-Total (B)(2)		0	0
3.	<b>NON-INSTITUTIONS</b>			
a.	<b>INDIVIDUALS -</b>			
	I. Individual shareholders holding nominal share capital up to Rs. 2 lakhs.		6288	5115578
	II. Individual shareholders holding nominal share capital in excess of Rs. 2 lakhs.		63	2830852
	Names :			
	HARBHAJAN SINGH NAGPAL	ABIPN8044Q		261006
b.	<b>NBFCs registered with RBI</b>		0	0
c.	<b>Employee Trusts</b>		0	0

For REFEX INDUSTRIES LTD



Secretary

Table III

d.	Overseas Depositories (holding DRs) (balancing figure)		0	0
e.	ANY OTHER		203	2005862
	BODIES CORPORATE			
	Names :			
	WAY2WEALTH BROKERS PRIVATE LIMITED	AAACW3290M		301321
	TV18 BROADCAST LIMITED	AACCG3666M		275000
	RMP INFOTEC PRIVATE LIMITED	AACCR1462N		200000
	ANGEL HOLDINGS PVT LTD	AAHCA6736D		288175
	CLEARING MEMBERS		39	44825
	FOREIGN NATIONALS		1	1200
	HINDU UNDIVIDED FAMILIES		299	403037
	NON RESIDENT INDIANS		37	43524
	Sub-Total (B)(3)		6930	10444878
	Total Public Shareholding (B)= (B)(1)+(B)(2)+(B)(3)		6930	10444878
Details of the shareholders acting as persons in Concert including their Shareholding (No.				
Details of Shares which remain unclaimed may be given hear along with details such as nu				

For REFEX INDUSTRIES LTD




Secretary

Table III

Part of the Public shareholder

Partly paid-up equity shares held (V)	No. of shares underlying Depository Receipts (VI)	Total nos. shares held (VII = IV + V + VI)	Shareholding % calculated as per SCRR, 1957 As a % of (A+B+C2) (VIII)	Number of Voting Rights held in each class of securities IX)			
				No of Voting Rights			Total as a % of Total Voting rights
				Class X	Class Y	Total	
0	0	0	0	0	0	0	0
0	0	0	0	0	0	0	0
0	0	0	0	0	0	0	0
0	0	0	0	0	0	0	0
0	0	0	0	0	0	0	0
0	0	0	0	0	0	0	0
0	0	0	0	0	0	0	0
0	0	0	0	0	0	0	0
0	0	0	0	0	0	0	0
0	0	0	0	0	0	0	0
0	0	0	0	0	0	0	0
0	0	0	0	0	0	0	0
0	0	0	0	0	0	0	0
0	0	0	0	0	0	0	0
0	0	0	0	0	0	0	0
0	0	0	0	0	0	0	0
0	0	0	0	0	0	0	0
0	0	0	0	0	0	0	0
0	0	0	0	0	0	0	0
0	0	0	0	0	0	0	0
0	0	5115578	33.06	0	0	0	0
0	0	2830852	18.29	0	0	0	0
0	0	261006	1.69	0	0	0	0
0	0	0	0	0	0	0	0
0	0	0	0	0	0	0	0

For REFEX INDUSTRIES LTD



Secretary


Table III

0	0	0	0	0	0	0	0
0	0	2005862	12.96	0	0	0	0
		301321	1.95	0	0	0	0
		275000	1.78	0	0	0	0
		200000	1.29	0	0	0	0
		288175	1.86	0	0	0	0
0	0	44825	0.29	0	0	0	0
0	0	1200	0.01	0	0	0	0
0	0	403037	2.6	0	0	0	0
0	0	43524	0.28	0	0	0	0
0	0	10444878	67.49	0	0	0	0
0	0	10444878	67.49	0	0	0	0

and %):

number of shareholders, outstanding shares held in demat/unclaimed suspense account, voting rights which

For REFEX INDUSTRIES LTD




Secretary

Table III

No. of Shares Underlying Outstanding convertible securities (including Warrants) (X)	Total Shareholding, as a % assuming full conversion of convertible securities (as a percentage of diluted share capital) (XI)	Number of Locked in shares (XII)		Number of Shares pledged or otherwise encumbered (XIII)	
		No.(a)	As a % of total Shares held (b)	No.(a) (Not applicable)	As a % of total Shares held (Not applicable) (b)
0	0	0	0	NA	
0	0	0	0	NA	
0	0	0	0	NA	
0	0	0	0	NA	
0	0	0	0	NA	
0	0	0	0	NA	
0	0	0	0	NA	
0	0	0	0	NA	
0	0	0	0	NA	
0	0	0	0	NA	
0	0	0	0	NA	
0	0	0	0	NA	
0	0	0	0	NA	
0	0	0	0	NA	
0	0	0	0	NA	
0	0	0	0	NA	
0	0	0	0	NA	
0	0	0	0	NA	
0	0	0	0	NA	
0	0	0	0	NA	
0	0	0	0	NA	

For REFEX INDUSTRIES LTD




Secretary

Table III

0	0	0	0	NA	
0	0	0	0	NA	
	0	0	0	0	
	0	0	0	0	
	0	0	0	0	
	0	0	0	0	
0	0	0	0	NA	
0	0	0	0	NA	
0	0	0	0	NA	
0	0	0	0	NA	
0	0	0	0		
0	0	0	0		

ch are frozen etc.

For REFEX INDUSTRIES LTD




Secretary



Table III

Number of equity shares held in dematerialized form (XIV)
0
0
0
0
0
0
0
0
0
0
0
0
0
0
0
0
0
0
0
0
0
0
0
5115391
2830852
261006
0
0

**For REFEX INDUSTRIES LTD**




Secretary

Table III

0
2005862
301321
275000
200000
288175
44825
0
403037
43524
10443491
10443491

For REFEX INDUSTRIES LTD



Secretary

Table IV

Table IV - Statement showing shareholding pattern of the Non Promoter- Non Pu

	Category & Name of the Shareholders (I)	PAN (II)	Nos. of Shareholder (III)	No. of fully paid up equity shares held (IV)	Partly paid-up equity shares held (V)	No. of shares underlying Depository Receipts (VI)
1.	<b>Custodian/DR Holder</b>		0	0	0	0
2.	<b>Employee Benefit Trust (under SEBI (Share based Employee Benefit Regulations, 2014)</b>		0	0	0	0
	<b>Total Non-Promoter- Non Public Shareholding (C)= (C)(1)+(C)(2)</b>		0	0	0	0

For REFEX INDUSTRIES LTD



  
 Secretar,

Table IV

Public shareholder

Total nos. shares held (VII = IV + V + VI)	Shareholding % calculated as per SCRR, 1957 As a % of (A+B+C2) (VIII)	Number of Voting Rights held in each class of securities (IX)				Total as a % of Total Voting rights	No. of Shares Underlying Outstanding convertible securities (including Warrants) (X)
		No of Voting Rights					
		Class X	Class Y	Total			
0	0	0	0	0	0	0	
0	0	0	0	0	0	0	
0	0	0	0	0	0	0	

For REFEX INDUSTRIES LTD




*[Handwritten Signature]*

Secretary

Table IV

Total Shareholding , as a % assuming full conversion of convertible securities ( as a percentage of diluted share capital) (XI)	Number of Locked in shares (XII)		Number of Shares pledged or otherwise encumbered (XIII)		Number of equity shares held in dematerialized form (XIV) (Not applicable)
	No.(a)	As a % of total Shares held (b)	No.(a) (Not applic able)	As a % of total Shares held (Not appli cable) (b)	
0	0	0	NA		0
0	0	0	NA		0
0	0	0			0

For REFEX INDUSTRIES LTD



Secretary

REFEX INDUSTRIES LIMITED

PRINT DATE : 04-Jul-2016

DISTRIBUTION OF HOLDINGS - NSDL & CDSL & PHYSICAL

RECORD DATE : 30-Jun-2016

Share or Debenture holding	Share / Debenture holders		Share Debenture holdings	
	Number	% of total	Shares	% of total
1 - 100	2659	38.3086	139410	0.9008
101 - 500	2271	32.7186	654398	4.2286
501 - 1000	819	11.7994	710041	4.5882
1001 - 2000	469	6.7569	755103	4.8794
2001 - 3000	186	2.6797	482272	3.1164
3001 - 4000	90	1.2966	321517	2.0776
4001 - 5000	108	1.5559	515096	3.3285
5001 - 10000	162	2.3339	1195067	7.7224
10001 - And Above	177	2.5500	10702272	69.1576
Total :	6941	100.0000	15475176	100.0000


For REFEX INDUSTRIES LTD



Secretary

Share or Debenture holding		Share / Debenture holders		Share Debenture amount	
Rs.	Rs.	Number	% of total	Rs.	% of total
10	- 5000	4930	71.0272	7938080	5.1295
5001	- 10000	819	11.7994	7100410	4.5882
10001	- 20000	469	6.7569	7551030	4.8794
20001	- 30000	186	2.6797	4822720	3.1164
30001	- 40000	90	1.2966	3215170	2.0776
40001	- 50000	108	1.5559	5150960	3.3285
50001	- 100000	162	2.3339	11950670	7.7224
100001	- And Above	177	2.5500	107022720	69.1576
Total :		6941	100.0000	154751760	100.0000

For REFEX INDUSTRIES LTD



Secretary

REFEX INDUSTRIES LIMITED

PRINT DATE : 04-Jul-2016

RECORD DATE : 30-Jun-2016

PATTERN OF HOLDINGS - NSDL & CDSL & PHYSICAL

CLIENT TYPE	NSDL		CDSL		PHYSICAL		NSDL & CDSL & PHYSICAL		
	NO.OF HOLDERS	TOTAL POSITIONS	NO.OF HOLDERS	TOTAL POSITIONS	NO.OF HOLDERS	TOTAL POSITIONS	NO.OF HOLDERS	TOTAL POSITIONS	% OF HOLDINGS
Resident	3974	4374132	2673	3975148	3	187	6650	8349467	53.9539
NRI	34	43124	3	400	0	0	37	43524	0.2812
Corporate Body	93	2729786	114	1359487	0	0	207	4089273	26.4247
Clearing Member	24	36105	15	8720	0	0	39	44825	0.2896
Foreign National	0	0	0	0	1	1200	1	1200	0.0077
Promoters	3	1776085	2	679750	0	0	5	2455835	15.8695
Directors/relative	1	72000	1	419052	0	0	2	491052	3.1731
TOTAL	4129	9031232	2808	6442557	4	1387	6941	15475176	100.0000

For REFEX INDUSTRIES LTD



Secretary



REFEX INDUSTRIES LIMITED				
CATEGORY WISE REPORT - NSDL & CDSL & PHYSICAL - RECORD DATE : 30-Jun-2016				
NRI		PRINT DATE : 04-Jul-2016		
SL.NO	FOLIO	NAME OF THE HOLDER(S)	SHARES	PERCENTAGE
	DPID/CLID			
1	IN30154936	ABSARUL HASSAN SYED	2000	0.0129
2	IN30302852	ACHARYA DEEPAK NACHARYA HEENA DEEPAK	200	0.0012
3	IN30302859	AJAY KUMAR KANOJIA	4000	0.0258
4	IN30290243	ANIL PERMOD MALIK	2000	0.0129
5	IN30035110	ANKAMMA ATTOTILAKSHMI ATTOTI	2000	0.0129
6	IN30048417	BABU JOSE	1	0.0000
7	IN30023913	BIJU T BABY	1000	0.0064
8	IN30302850	BINU SIVARAMA PILLAI	70	0.0004
9	IN30023913	BINU T K DANIEL	1000	0.0064
10	IN30023913	DEVASIACHAN N C	1000	0.0064
11	IN30302850	HARISH DAMODHARDAS	2000	0.0129
12	IN30267931	JACOB KARUMANKOTTU JACOB	1470	0.0094
13	IN30302854	JAMSHAI D AALAM	1	0.0000
14	IN30023911	JOSE DEVIS KANNUKKADAN	1500	0.0096
15	IN30154931	K BALARAMAN	280	0.0018
16	IN30023911	K C AJAYKUMAR	1000	0.0064
17	IN30115128	KAMATH KATAPADI PANDURANGA SADANANDA	2000	0.0129
18	IN30302850	KAPILDEV MAHADEVPARSHAD MOHINDRURITU K	400	0.0025
19	IN30047640	KRISHNASWAMY SANTHANAMGAYATHRI KRISHNA	108	0.0006
20	IN30023915	MAJEED POOVANNOOR EDAKKAT	1000	0.0064
21	IN30267934	N R SIVAKUMAR	25	0.0001
22	IN30115128	NITIN PRABHAKAR DESAI	150	0.0009
23	IN30023910	PARITOSH H THAKKER	500	0.0032
24	IN30290246	RAJ KAMAL VISHNOI	1000	0.0064
25	IN30267933	RAJ KUMAR TYAGI	1000	0.0064
26	IN30115127	RAMANANDA PAI MANIHALLA	5618	0.0363
27	IN30115127	RAMPRASAD VIJAYA RAGHAVAN	150	0.0009
28	IN30290247	RITA RAJKUMAR GANDHIKARAN RAJKUMAR GAN	200	0.0012
29	1204720007	RUPINDER KAUR	200	0.0012
30	IN30267938	SOUNDAR RAJAN LAKSHMANAN	3000	0.0193
31	IN30154931	SREEDHARAN SREEDETH	200	0.0012
32	IN30154931	SUDIP CHATTERJEE	1000	0.0064
33	IN30267938	SURESH KUMAR GUPTABHARAT KUMAR GUPTA	51	0.0003
34	IN30021415	SUSANTA RANJAN JENA	200	0.0012
35	IN30267934	TANMOY SARKAR	7000	0.0452
36	1302790000	VIJAYAN KOTTAI DAMODHARAN .	100	0.0006
37	1203990000	VINOD KUMAR KESARWANI	100	0.0006
		<b>TOTAL</b>	<b>43524</b>	<b>0.2812</b>

REFEX INDUSTRIES LIMITED				
CATEGORY WISE REPORT - NSDL & CDSL & PHYSICAL - RECORD DATE : 30-Jun-2016				
Corporate Body		PRINT DATE : 04-Jul-2016		
SL.NO	FOLIO	NAME OF THE HOLDER(S)	SHARES	PERCENTAGE
	DPID/CLID			
1	IN30100610	A.G.SHARES AND SEC. LTD. For REFEX INDUSTRIES LTD	100	0.0006
2	IN30282210	ADROIT FIN SER PVT LTD	1050	0.0067

3	IN30011811	ALANKIT ASSIGNMENTS LTD.	13031	0.0842
4	IN30011811	ALANKIT ASSIGNMENTS LTD.	7500	0.0484
5	IN30226912	ALLIED FERROMET PVT LTD	2000	0.0129
6	1206020000	AMOL CAPITAL MARKETS PRIVATE LIMITED	22320	0.1442
7	1205920000	AMRAPALI AADYA TRADING & INVESTMENT PVT.L	300	0.0019
8	1201060000	ANAND RATHI SHARE AND STOCK BROKERSLIMIT	2300	0.0148
9	1203320000	ANGEL BROKING PRIVATE LIMITED	108	0.0006
10	IN30134820	ANGEL BROKING PRIVATE LIMITED	31	0.0002
11	1203320000	ANGEL BROKING PRIVATE LIMITED	1500	0.0096
12	1203320000	ANGEL BROKING PRIVATE LIMITED	3	0.0000
13	1203320000	ANGEL BROKING PRIVATE LIMITED.	3250	0.0210
14	1203320000	ANGEL FINCAP PRIVATE LIMITED	200	0.0012
15	IN30135620	ANGEL HOLDINGS PVT LTD	281725	1.8204
16	IN30290246	ANGEL HOLDINGS PVT LTD	6450	0.0416
17	1201980000	ANS PVT LIMITED	987	0.0063
18	1202300000	ANS WORTH IMPEX PRIVATE LIMITED	520	0.0033
19	1201290000	APT REALTY PVT LTD.	1300	0.0084
20	1203440000	ARCADIA SHARE &STOCK BROKERS PVT LTD	1000	0.0064
21	1203440000	ARCADIA SHARE &STOCK BROKERS PVT LTD	50350	0.3253
22	1203440000	ARCADIA SHARE AND STOCK BROKERS PVT.LTD.	1001	0.0064
23	IN30198310	ARIHANT CAPITAL MKT. LTD	2285	0.0147
24	1204090000	ARIHANTS SECURITIES LIMITED	1477	0.0095
25	1204090000	ARIHANTS STOCK BROKERS LIMITED	3000	0.0193
26	IN30096610	ARTISTIC FINANCE PVT LTD	500	0.0032
27	1301740000	ARVIND SECURITIES P LTD	3	0.0000
28	1203450000	ASHIKA GLOBAL FINANCE PRIVATE LIMITED	419	0.0027
29	1203450000	ASHIKA STOCK BROKING LTD. - CLIENTMARGIN A	1000	0.0064
30	1201320000	ASIT C. MEHTA INVESTMENT INTERRMEDIATESLI	47	0.0003
31	IN30115127	ASK INVESTMENT MANAGERS PRIVATE LIMITED	1	0.0000
32	1207630000	ATLANTA SHARE SHOPEE LIMITED	32835	0.2121
33	1202170000	B. D. SHAH SECURITIES LIMITED.	5000	0.0323
34	1203370000	BALANCE EQUITY BROKING (INDIA)	400	0.0025
35	1206740000	BANSAL FINSTOCK PVT. LTD.	500	0.0032
36	IN30226913	BARADIA CONSULTANTS PRIVATE LIMITED	1	0.0000
37	IN30412310	BEELINE BROKING LIMITED	700	0.0045
38	IN30214810	BGSE FINANCIALS LIMITED	400	0.0025
39	1205220000	BHH SECURITIES PVT LTD.	22	0.0001
40	1204580000	BHUMIKA CONSULTANCY PVT LTD	1000	0.0064
41	1204630000	BMA WEALTH CREATORS LTD	20	0.0001
42	1204630000	BMA WEALTH CREATORS LTD	20	0.0001
43	IN30147710	BONANZA PORTFOLIO LTD	23068	0.1490
44	1202870000	BP EQUITIES PRIVATE LIMITED	25014	0.1616
45	1202870000	BP EQUITIES PVT. LTD.	100	0.0006
46	1203230000	CACHET INNOVATION TRANSFORMATION PRIVAT	3000	0.0193
47	IN30243720	CAMEO CORPORATE SERVICES LTD - ESCROWA	466	0.0030
48	1202980000	CAPSTOCKS AND SECURITIES (INDIA) PVT LTD	8674	0.0560
49	1202980000	CAPSTOCKS AND SECURITIES (INDIA) PVT LTD	2726	0.0176
50	IN30023910	CENTRE FOR MONITORING INDIAN ECONOMY PV	1	0.0000
51	1201910300	CHINDALIA FINANCE & INVESTMENT PVTLIMITED	760	0.0049
52	1205370000	COMFORT SECURITIES LTD	1500	0.0064
53	1204790000	COMPETENT FINMAN PVT. LTD	11408	0.0737


54	IN30243720	D AND H SECHERON ELECTRODES PVT.LTD	20	0.0001
55	IN30107180	D.M.KANTOL SHARE AND STOCK BROKERSPVT.LT	1000	0.0064
56	1203610000	DANI SHARES AND STOCKS PVT.LTD.	1500	0.0096
57	IN30371910	EDELWEISS BROKING LTD	585	0.0037
58	IN30167010	ELITE WEALTH ADVISORS LIMITED	1311	0.0084
59	1202300000	EMKAY GLOBAL FINANCIAL SERVICES LIMITED	21500	0.1389
60	1204910000	FAIRWEALTH SECURITIES LIMITED	3750	0.0242
61	IN30048412	FINNLIFE FINANCIAL ADVISORY PVT LTD	1120	0.0072
62	IN30015910	FIRST GLOBAL STOCKBROKING PVT. LTD.	600	0.0038
63	IN30214811	GEMINI SHARES AND STOCKS PVT LTD	5000	0.0323
64	1203780000	GHANSHYAM SHARES & STOCK BROKERS PVT.LT	58	0.0003
65	IN30096610	GLOBE CAPITAL MARKET LTD	260	0.0016
66	IN30096610	GLOBE CAPITAL MARKET LTD	1948	0.0125
67	IN30164510	GOLDMINE STOCKS PVT LTD	500	0.0032
68	IN30164510	GOLDMINE STOCKS PVT LTD	500	0.0032
69	IN30164510	GOLDMINE STOCKS PVT LTD	1000	0.0064
70	IN30289810	GUINNESS SECURITIES LIMITED	3165	0.0204
71	IN30289810	GUINNESS SECURITIES LIMITED	15480	0.1000
72	IN30023914	HAPPY HOME TRADING PRIVATE LIMITED	150	0.0009
73	IN30154914	HDFC SECURITIES LIMITED	450	0.0029
74	1201770100	HEM FINLEASE PVT. LIMITED	600	0.0038
75	1201770100	HEM SECURITIES LIMITED	1000	0.0064
76	IN30007910	IDBI CAP MKT SERV LTD	6	0.0000
77	1204200000	INDIA ADVANTAGE SECURITIES PVT. LTD	1000	0.0064
78	1204940000	INDIANIVESH SECURITIES LIMITED	100	0.0006
79	1201700000	INDIRA SECURITIES PRIVATE LIMITED	600	0.0038
80	1201700000	INDIRA SECURITIES PRIVATE LIMITED	504	0.0032
81	IN30094010	INDUS PORTFOLIO PVT. LTD	284	0.0018
82	IN30069310	INTELLIGENT MONEY MANAGERS PVT LTD	746	0.0048
83	1204450000	INTIME EQUITIES LIMITED	2000	0.0129
84	1201120000	INVENTURE GROWTH & SECURITIES LIMITED	1479	0.0095
85	1201120000	INVENTURE GROWTH & SECURITIES LIMITED	2200	0.0142
86	IN30123310	INVESTMENTOR SECURITIES LTD.	5500	0.0355
87	1205620000	J. L. SHAH SECURITIES PVT. LTD.	500	0.0032
88	1204150000	JAINAM SHARE CONSULTANTS PVT. LTD	12997	0.0839
89	IN30292710	JM FINANCIAL SERVICES LIMITED	4980	0.0321
90	1202000000	JOINDRE CAPITAL SERVICES LTD. CLIENT A/CBSE	1007	0.0065
91	1202920000	JSEL SECURITIES LTD (003) CLIENT MARGINA/C	200	0.0012
92	1202920000	JSEL SECURITIES LTD.(031) CLIENT MARGINA/C	25	0.0001
93	1202920000	JSEL SECURITIES LTD.(034) CLIENT MARGINA/C	650	0.0042
94	1202920000	JSEL SECURITIES LTD.(050) CLIENT MARGINA/C	355	0.0022
95	1202920000	JSEL SECURITIES LTD.(091) CLIENT MARGINA/C	1000	0.0064
96	1202920000	JSEL SECURITIES LTD.(427) CLIENT MARGINA/C	3350	0.0216
97	IN30205010	JYOTI PORTFOLIO PRIVATE LIMITED	97	0.0006
98	1202490100	K.M.JAIN STOCK BROKERS PVT.LTD.	1	0.0000
99	1203160000	KALPATARU MULTIPLIER LIMITED	50	0.0003
100	IN30039410	KARVY STOCK BROKING LIMITED	4525	0.0292
101	IN30039412	KARVY STOCK BROKING LTD	12777	0.0825
102	1205600000	KAYNET FINANCE LIMITED	200	0.0012
103	IN30021414	KESAR SHARE AND SERVICES PRIVATE LIMITED	20	0.0001
104	1205960000	KUMAR SHARE BROKERS LTD	550	0.0035

For REFEX INDUSTRIES LTD

105	IN30184610	L.S.E. SECURITIES LIMITED	13741	0.0887
106	IN30184610	L.S.E. SECURITIES LIMITED	2225	0.0143
107	1304030000	LALLUBHAI AMICHAND LIMITED	7383	0.0477
108	1207100000	LATIN MANHARLAL SECURITIES PVT. LTD.	200	0.0012
109	1601480000	LFS BROKING PRIVATE LIMITED	24260	0.1567
110	1204940000	MANAN TRADING COMPANY PRIVATE LIMITED.	115400	0.7457
111	1201640000	MANSUKH SECURITIES AND FINANCE LTD.	5600	0.0361
112	1201640000	MANSUKH STOCK BROKERS LIMITED	3667	0.0236
113	1203210000	MANUBHAI MANGALDAS.SEC.PVT.LTD	100	0.0006
114	1204440000	MARFATIA STOCK BROKING PRIVATE LIMITED	1500	0.0096
115	1204440000	MARFATIA STOCK BROKING PRIVATE LIMITED	2000	0.0129
116	IN30097411	MARWADI SHARES AND FINANCE LTD.	23846	0.1540
117	IN30097410	MARWADI SHARES AND FINANCE LTD.	1100	0.0071
118	IN30097411	MARWADI SHARES AND FINANCE LTD.	20000	0.1292
119	IN30114310	MASTER CAPITAL SERVICES LTD	19941	0.1288
120	IN30114310	MASTER CAPITAL SERVICES LTD	2600	0.0168
121	IN30357510	MATALIA STOCK BROKING PVT LTD	369	0.0023
122	IN30357510	MATALIA STOCK BROKING PVT LTD	750	0.0048
123	1201370000	MEHTA EQUITIES LTD.	400	0.0025
124	IN30096610	MERITS CAPITAL MARKET SERVICES PRIVATE LIM	2100	0.0135
125	1205450000	MODANI SECURITIES PVT LTD	200	0.0012
126	IN30210510	MOHIT PROJECTS PRIVATE LIMITED	12	0.0000
127	IN30305210	MONARCH NETWORK CAPITAL LIMITED	100	0.0006
128	1203000000	MONEY PLUS FINVEST PVT LTD	1000	0.0064
129	1201090000	MOTILAL OSWAL FINANCIAL SERVICES LIMITED	3000	0.0193
130	1201090000	MOTILAL OSWAL SECURITIES LIMITED - NSECLIE	428	0.0027
131	1206900000	MOTISONS SHARES PRIVATE LIMITED	1000	0.0064
132	1202620000	MPSE SECURITIES LIMITED	15844	0.1023
133	1207060000	MSB e-TRADE SECURITIES LIMITED	200	0.0012
134	IN30009511	NAMAN BARTER PVT LTD	20000	0.1292
135	IN30074910	NEW COMMERCIAL INVESTMENT AND TRADING C	1624	0.0104
136	IN30160410	NIRMAL BANG SECURITIES PVT. LTD.	213	0.0013
137	IN30066910	NORTHEAST BROKING SERVICES LTD CLIENT BEN	10	0.0000
138	IN30015910	NU - TECK ENGINEERING CO PVT LIMITED	150	0.0009
139	IN30088813	NVS BROKERAGE PVT LTD	1001	0.0064
140	IN30088814	NVS CORPORATE CONSULTANCY SERVICES PVT	1	0.0000
141	IN30088813	ORIENTAL PHARMACEUTICAL INDUSTRIES LIMITE	10000	0.0646
142	1204980000	PACE STOCK BROKING SERVICES PVT LTD	326	0.0021
143	1204980000	PACE STOCK BROKING SERVICES PVT LTD	20	0.0001
144	IN30210510	PARIWAR DEVELOPERS AND TRADERS (P) LTD.	7000	0.0452
145	1203070000	PCS SECURITIES LIMITED	5189	0.0335
146	1201130000	PRABHUDAS LILLADHER PRIVATE LIMITED	10	0.0000
147	1201700000	PRASHANT EQUITY MANAGEMENT PRIVATE LIMITI	1000	0.0064
148	IN30012610	PRAXIS CONSULTING & INFORMATION SERVICES	1	0.0000
149	IN30048412	PRL PRODUCTS PRIVATE LIMITED	80	0.0005
150	1206380000	PRUDENT BROKING SERVICES PRIVATE LIMITED	100	0.0006
151	IN30134820	PUNEET SECURITIES PRIVATE LIMITED	15472	0.0999
152	1601010000	R B JAJU SECURITIES INDIA PVT LTD	300	0.0019
153	1204180000	R K STOCKHOLDING PVT. LTD	6000	0.0387
154	1201090000	RAAJRATNA STOCKHOLDING	48972	0.3164
155	1205690000	RAGA FINVEST LIMITED For REFEX INDUSTRIES LTD	357	0.0023

156	1205690000	RAGA SHARES AND SECURITIES PVT LTD	47936	0.3097
157	1206970000	RAGHUNANDAN CAPITAL PRIVATE LIMITED	100	0.0006
158	IN30032710	RAJ OVERSEAS AND FINANCE PVT. LTD	1	0.0000
159	IN30270020	RAJENDRA MODI SHARE BROKERS PRIVATELIMIT	7702	0.0497
160	IN30246110	RAJESHWARI STOCKBROKING PVT LTD	500	0.0032
161	IN30177410	RELIGARE SECURITIES LTD	1550	0.0100
162	IN30021412	RMP INFOTEC PRIVATE LIMITED	200000	1.2923
163	IN30133019	ROCKET ENGINEERING CORPORATION PVT LTD	2524	0.0163
164	1204230000	RR EQUITY BROKERS PRIVATE LIMITED	50	0.0003
165	IN30325310	SANCHIT FINANCIAL AND MANAGEMENTSERVICE	751	0.0048
166	IN30051314	SHAREKHAN LIMITED	6000	0.0387
167	IN30051314	SHAREKHAN LIMITED	2950	0.0190
168	IN30051314	SHAREKHAN LIMITED	25966	0.1677
169	IN30051314	SHAREKHAN LIMITED	12062	0.0779
170	IN30133019	SHCIL SERVICES LTD	174	0.0011
171	IN30309310	SHERISHA TECHNOLOGIES (P) LIMITED	1563264	10.1017
172	1204920000	SHERISHA TECHNOLOGIES PVT. LTD	520147	3.3611
173	1202570000	SHILPA STOCK BROKER PVT.LTD.	1000	0.0064
174	IN30236510	SHRI PARASRAM HOLDINGS PVT.LTD.	18354	0.1186
175	1203840000	SHRIRAM INSIGHT SHARE BROKERS LTD.	1389	0.0089
176	1201800000	SKSE SECURITIES LTD.	5600	0.0361
177	1201910100	SMC GLOBAL SECURITIES LIMITED	3089	0.0199
178	1201910100	SMC GLOBAL SECURITIES LTD.	1612	0.0104
179	IN30096610	SMP SECURITIES LTD	2000	0.0129
180	IN30055610	SPFL SECURITIES LIMITED	738	0.0047
181	IN30055610	SPFL SECURITIES LTD.	124	0.0008
182	IN30316510	SRI SHIRDI CAPITAL SERVICES PVT LTD	700	0.0045
183	1203410000	SSJ FINANCE & SECURITIES PVT. LTD.	1540	0.0099
184	1203410000	SSJ FINANCE & SECURITIES PVT. LTD.	400	0.0025
185	IN30232410	STEEL CITY SECURITIES LIMITED	19066	0.1232
186	IN30232410	STEEL CITY SECURITIES LIMITED	13364	0.0863
187	1301190300	STELLANT STOCK BROKING PRIVATE LIMITED	6480	0.0418
188	1201210100	SURESH RATHI SECURITIES (P) LTD	150	0.0009
189	IN30214810	SWAGATH SHARES AND SECURITIES PVT LTD	2500	0.0161
190	1204370000	SWASTIKA INVESTMART LIMITED	200	0.0012
191	1204370000	SWASTIKA INVESTMART LIMITED	1398	0.0090
192	1204370000	SWASTIKA INVESTMART LIMITED	2500	0.0161
193	1201860000	SYKES & RAY EQUITIES (I) LTD.	500	0.0032
194	1207020000	TRADEBULLS SECURITIES (P) LIMITED	2500	0.0161
195	1206590000	TRADESWIFT BROKING PRIVATE LIMITED	300	0.0019
196	1204690000	TV18 BROADCAST LIMITED	275000	1.7770
197	1203330000	Todi Motor Finance Pvt Ltd	400	0.0025
198	1205700000	URJA INVESTMENT PTE. LTD.	1500	0.0096
199	1205320000	VCK SHARE AND STOCK BROKING SERVICESLTD	200	0.0012
200	IN30311610	VENTURA SECURITIES LIMITED	50	0.0003
201	IN30181110	VERTEX SECURITIES LTD	6	0.0000
202	IN30210510	VISUAL SECURITIES P LTD.	2000	0.0129
203	1301670000	VSE STOCK SERVICES LTD	100	0.0006
204	IN30307710	WAY2WEALTH BROKERS PRIVATE LIMITED	144096	0.9311
205	IN30307710	WAY2WEALTH BROKERS PRIVATE LIMITED	157225	1.0159
206	1203270000	WEALTH MANTRA LIMITED	200	0.0012

For REFEX INDUSTRIES LTD



207	IN30286310	ZEN SECURITIES LTD- NSE CLIENTS A/C	2450	0.0158
		<b>TOTAL</b>	<b>4089273</b>	<b>26.4247</b>

## REFEX INDUSTRIES LIMITED

## CATEGORY WISE REPORT - NSDL &amp; CDSL &amp; PHYSICAL - RECORD DATE : 30-Jun-2016

Clearing Member		PRINT DATE : 04-Jul-2016		
SL.NO	FOLIO	NAME OF THE HOLDER(S)	SHARES	PERCENTAGE
	DPID/CLID			
1	1100001000	ANAND RATHI SHARE & STOCK BROKERSLIMITED	1000	0.0064
2	1203320000	ANGEL BROKING PRIVATE LTD.	500	0.0032
3	IN30246110	ASE CAPITAL MARKETS LIMITED	1000	0.0064
4	1100001100	ASIT C. MEHTA INVESTMENT INTERMEDIATESLTD	48	0.0003
5	IN30048413	AXIS SECURITIES LIMITED	1000	0.0064
6	IN30048413	AXIS SECURITIES LIMITED	700	0.0045
7	IN30147710	BONANZA PORTFOLIO LTD	500	0.0032
8	1100001000	BP EQUITIES PVT LTD.	762	0.0049
9	IN30023910	GEOJIT BNP PARIBAS FINANCIAL SERVICESLTD.	200	0.0012
10	IN30164510	GOLDMINE STOCKS PVT LTD	1000	0.0064
11	IN30012611	HDFC SECURITIES LTD	1600	0.0103
12	IN30012611	HDFC SECURITIES LTD.	1950	0.0126
13	IN30018313	ICICI SECURITIES LIMITED	80	0.0005
14	1100001100	INDIRA SECURITIES PRIVATE LIMITED	500	0.0032
15	1100001100	ISE SECURITIES & SERVICES LIMITED	1000	0.0064
16	IN00101910	J L SHAH SEC PVT LTD	5000	0.0323
17	1100001100	JAINAM SHARE CONSULTANTS PVT LTD	200	0.0012
18	1204150000	JAINAM SHARE CONSULTANTS PVT LTD,	100	0.0006
19	IN30039414	KARVY STOCK BROKING LTD.	650	0.0042
20	IN30009510	KELLTON SECURITIES PRIVATE LIMITED	300	0.0019
21	IN30021410	KOTAK SECURITIES LIMITED	2	0.0000
22	IN30184610	L.S.E.SECURITIES LTD.	1024	0.0066
23	IN30114310	MASTER CAPITAL SERVICES LIMITED	350	0.0022
24	1100001100	MPSE SECURITIES LIMITED	2646	0.0170
25	1100001000	MPSE SECURITIES LTD.	660	0.0042
26	1100001100	NG RATHI INVESTRADES PVT LTD	150	0.0009
27	1100001000	PRUDENT BROKING SERVICES PVT. LTD.	200	0.0012
28	IN30134820	PUNEET SEC PVT LTD	7119	0.0460
29	IN30177410	RELIGARE SECURITIES LTD	1000	0.0064
30	1601480000	RKSV SECURITIES INDIA PVT LTD	860	0.0055
31	1100001100	SBICAP SECURITIES LIMITED	74	0.0004
32	IN30034310	SHAH INVESTOR'S HOME LTD.	1000	0.0064
33	IN30034310	SHAH INVESTORS HOME LTD.	50	0.0003
34	IN30133019	SHCIL SERVICES LTD.	6200	0.0400
35	1203840000	SHRIRAM INSIGHT SHARE BROKERS LTD	20	0.0001
36	IN30012610	SINGHAL CAPITAL SRV. LTD	500	0.0032
37	IN30055610	SPFL SECURITIES LTD.	2300	0.0148
38	IN30232410	STEEL CITY SECURITIES LIMITED	2500	0.0161
39	IN30009511	TRADEBULLS SECURITIES PRIVATE LIMITED	80	0.0005
		<b>TOTAL</b>	<b>44825</b>	<b>0.2896</b>

REFEX INDUSTRIES LIMITED

CATEGORY WISE REPORT - NSDL &amp; CDSL &amp; PHYSICAL - RECORD DATE : 30-Jun-2016

Foreign National		PRINT DATE : 04-Jul-2016			
SL.NO	FOLIO	NAME OF THE HOLDER(S)	SHARES	PERCENTAGE	
	DPID/CLID				
1	00000006	LAM S H	1200	0.0077	
		<b>TOTAL</b>	<b>1200</b>	<b>0.0077</b>	

## REFEX INDUSTRIES LIMITED

## CATEGORY WISE REPORT - NSDL &amp; CDSL &amp; PHYSICAL - RECORD DATE : 30-Jun-2016


Promoters		PRINT DATE : 04-Jul-2016			
SL.NO	FOLIO	NAME OF THE HOLDER(S)	SHARES	PERCENTAGE	
	DPID/CLID				
1	IN30309310	ANIL JAIN T	1530252	9.8884	
2	IN30309310	JAGDISH JAIN	29833	0.1927	
3	IN30309310	SEEMA JAIN	216000	1.3957	
4	1204920000	T.ANIL JAIN	427544	2.7627	
5	1204920000	TARACHAND JAIN	252206	1.6297	
		<b>TOTAL</b>	<b>2455835</b>	<b>15.8695</b>	

## REFEX INDUSTRIES LIMITED

## CATEGORY WISE REPORT - NSDL &amp; CDSL &amp; PHYSICAL - RECORD DATE : 30-Jun-2016

Directors/relative		PRINT DATE : 04-Jul-2016			
SL.NO	FOLIO	NAME OF THE HOLDER(S)	SHARES	PERCENTAGE	
	DPID/CLID				
1	IN30309310	DIMPLE JAIN	72000	0.4652	
2	1204920000	UGAMDEVI JAIN	419052	2.7078	
		<b>TOTAL</b>	<b>491052</b>	<b>3.1731</b>	

For REFEX INDUSTRIES LTD



Secretary